

# PRI Poverty Insight Project Survey

## Results Overview



Date: 7/11/2007 8:14 AM PST  
 Responses: Completes  
 Filter: Antrim County Residents ALL

### 2. (1) Do you or your household members use the services from any of the following organizations or programs (check all that apply)?

Department of Human Services Food Assistance		127	84%
Department of Human Services Income Assistance		15	10%
Free or reduced lunches through the schools		60	39%
CHAP		0	0%
TenCon		1	1%
Northwest Health Plan		20	13%
WIC		38	25%
Family Planning Clinics at the Health Department		13	9%
Grand Traverse / Leelanau Laundry Project		0	0%
Subsidized housing		16	11%
Michigan Works		23	15%
Head Start		20	13%
Goodwill Inn		2	1%
Father Fred		22	14%
Community meals / Local food banks		43	28%
Salvation Army		10	7%
Teamwork Northwest		0	0%
Medicaid		96	63%
Northwest Michigan Human Services Agency		35	23%
MSU Extension Service		7	5%
Migrant Program / Telamon		1	1%
Other (please name it)		9	6%

### 3. (2) What kinds of community services have been very helpful to you? Help with ... (check all that apply)

Job training or education		7	5%
Job searching		12	8%
Keeping a job		6	4%
Reading and writing English		4	3%
Housing		18	12%
Food assistance		119	79%
Transportation		16	11%
Child care		26	17%
Medical care		93	62%
Dental care		58	39%
Alcohol or drug treatment		5	3%
Counseling on relationships with my spouse, partner, family, or others		20	13%
I have not needed or been helped by any of these		5	3%
Any other helpful community service		7	5%

**4.** (3) What kind of additional help do you need, that no program is now providing to you? Help with ... (check all that apply)

Job training or education		15	13%
Job searching		12	10%
Keeping a job		10	8%
Reading and writing English		2	2%
Housing		30	25%
Food assistance		11	9%
Transportation		17	14%
Child care		7	6%
Medical care		28	24%
Dental care		45	38%
Alcohol or drug treatment		0	0%
Counseling on relationships with my spouse, partner, family, or others		13	11%
Optical (Vision) Services		32	27%
Nothing special		23	19%

Something else		13	11%
----------------	--	----	-----

**5.** (4) Which county do you live in? (one answer)

Antrim		155	100%
Benzie		0	0%
Grand Traverse		0	0%
Kalkaska		0	0%
Leelanau		0	0%
Other, please specify		0	0%
Total		155	100%

**6.** (5) How long now have you been living in the northwest lower Michigan area? (one answer)

Less than 3 months		4	3%
Between 3 months and a year		3	2%
Between 1 and 3 years		6	4%
Between 3 and 10 years		27	17%
Longer than 10 years		115	74%
Total		155	100%

**7.** (6) What is your present age? (one answer)

25 years or less		20	13%
26 - 35 years		38	25%
36 - 45 years		30	20%
46 - 55 years		26	17%
56 - 65 years		17	11%
Over 65 years		21	14%
Total		152	100%

**8.** (7) Are you male or female? (one answer)

Male		36	24%
Female		117	76%
Total		153	100%

**9.** (8) Are you currently ... (one answer)

Married		45	29%
		7	5%

Separated but married			
Divorced		46	30%
Widowed		20	13%
Single, never married		24	16%
A member of an unmarried couple		12	8%

**10.** (9) How do you describe your race or origin? (one answer)

White and not Hispanic		146	95%
Hispanic White		3	2%
Hispanic other		0	0%
Black or African American		0	0%
Asian or Pacific Islander		0	0%
American Indian or Alaskan Native		3	2%
Other racial group or origin		2	1%
Total		154	100%

**11.** (10) What is the highest grade or year of school that you have completed? (one answer)

4th grade or less		0	0%
8th grade or less		5	3%
Less than high school graduation		28	18%
High school diploma or GED		49	32%
High school grad or GED plus job training		17	11%
Some college		39	25%
2 year college degree or certificate		11	7%
4 year college or university degree or more		6	4%
Total		155	100%

**12.** (11) What would you estimate as the yearly income from your household, from all sources, before taxes? (check one answer)









less than \$5,000		21	14%
\$5000 - \$9,999		51	34%
\$10,000 - \$14,999		26	17%
		18	12%

\$15,000 - \$19,999			
\$20,000 - \$24,999		15	10%
\$25,000 - \$29,999		7	5%
\$30,000 - \$39,999		11	7%
more than \$40,000		3	2%
Total		152	100%


**13.** (12) How many people are supported at least in part by the household income, counting yourself? (# of people)




1		49	32%
2		30	20%
3		21	14%
4		23	15%
5		15	10%
6		11	7%
7		1	1%
8+		3	2%
Total		153	100%

**14.** (13) How many people in the household are children 18 years old or younger? (# of children)

0		59	39%
1		27	18%
2		31	21%
3		21	14%
4		9	6%
5		1	1%
6		0	0%
7		1	1%
8+		1	1%
Total		150	100%

**15.** (14) When thinking about the future, what is your best hope for reaching your personal goals and dreams? (check one answer)

Getting more education...		40	27%
Finding a partner who will help out ...		23	16%
Getting healthy ...		35	24%
Finding child care so I can work...		3	2%
Finding good			

transportation...		15	10%
Kicking my bad habits ...		11	7%
Winning big in the lottery or at the casino ...		13	9%
I'm happy with my life now ...		26	18%
Other (please explain)		32	22%






**16.** (15) Would you say that in general your physical health is: (check one answer)

Excellent		10	7%
Very Good		26	17%
Good		45	30%
Fair		39	26%
Poor		31	21%
Total		151	100%



**17.** (16) Would you say that in general your mental health (things like stress, depression, and problems with emotions) is: (check one answer)

Excellent		8	5%
Very Good		31	20%
Good		47	31%
Fair		46	30%
Poor		21	14%
Total		153	100%

**18.** (17) How much do you feel that you are connected to the people in your community and accepted by them? (check one answer)








Very much		22	14%
Quite a lot		54	35%
A little bit		60	39%
Not at all		16	10%
I think the people in my community are mostly against me		1	1%
Total		153	100%

**19.** (18) When you think about the life you live, do you think of yourself as: (check one answer)

A successful person		9	6%
Successful in most		61	42%

ways			
Not successful yet, but getting there		35	24%
Mostly not successful		26	18%
Not successful		14	10%
		Total	145
			100%










**20.** (19) Which best describes you? (check one answer)

Employed full-time		28	19%
Employed part-time by choice		9	6%
Employed part-time, but want to work more hours		14	10%
Self-employed		8	6%
Not employed because I'm a homemaker, student, or retired		46	32%
Out of work for less than one year		14	10%
Out of work for more than one year		26	18%
		Total	145
			100%

**21.** (20) Do you have any trouble keeping a job? (check one answer)






Yes (go to question 20.1)		38	27%
No (go to question 21)		101	73%
		Total	139
			100%

**22.** (20.1) If yes above, please tell us what makes it hard to keep a job? (check all that apply)






Transportation issues		17	31%
Child care issues		6	11%
Getting along with boss or coworkers		5	9%
Disability		28	52%
Health problems		25	46%
Poor reading and writing skills		6	11%
Lack of education or skills		6	11%
Housing issues		6	11%
Substance abuse		3	6%

Something else		8	15%
----------------	--	---	-----





**23.** (21) When you need to get to places too far to walk, what way do you use most often? (check one answer)

My own car		114	75%
A relative's car		16	11%
Someone else's car		13	9%
Motorcycle		1	1%
BATA or other public transportation		8	5%
Taxi		1	1%
Bicycle		4	3%
Hitch hiking		1	1%
Another way		3	2%

**24.** (22) Which best describes the place where you live? (check one answer)

House (go to question 23)		85	57%
Apartment (go to question 23)		23	16%
Mobile home (go to question 23)		26	18%
With friends or family, but not a place of my own		16	11%
Community shelter		0	0%
Tent		0	0%
Car, Truck, Van, RV, or Boat		1	1%
On the street		0	0%

**25.** (23) If you do live in a House, Apartment, or Mobile Home, is it: (check one answer)

Owned by you or another household member with a mortgage or loan		58	41%
Owned free and clear by you or another household member		18	13%
Rented		59	42%
Occupied without a rent payment		7	5%
		<b>Total</b>	<b>142</b>
			<b>100%</b>

**27.** (1) CHAP Health Survey: How long have you been enrolled in CHAP? (check one answer)

Less than 6 months		0	0%
6 - 12 months		0	0%
More than a year		0	0%
	Total	0	0%

**28.** (2) Where do you usually go if you need medical care, including routine check-ups? (one answer)

Your CHAP assigned primary care office		0	0%
An urgent care clinic		0	0%
An emergency room		0	0%
Other (please specify)		0	0%

**29.** (3) Do you get routine medical checkup exams and preventive care like immunizations, cancer screening, or blood and urine tests? (one answer)

Yes, pretty regularly		0	0%
Sometimes		0	0%
No, almost never		0	0%
	Total	0	0%

**30.** (4) Are you presently able to get the health care you need? (one answer)

Yes		0	0%
No		0	0%
I don't really need care now		0	0%
	Total	0	0%

**31.** (5) Is CHAP important in getting you the care you need? (one answer)

Yes		0	0%
Somewhat important		0	0%
Probably doesn't really make any difference		0	0%
	Total	0	0%

**32.** (6) Overall, what would you say that CHAP has done for you? (one answer)

Nothing yet		0	0%
Helped somewhat		0	0%
Helped me get care, and I am healthier overall because of that		0	0%

Total	0	0%
-------	---	----

**33.** (7) Are you diabetic? (one answer)

Yes (go on to question 7.1)	0	0%
No (go on to question 8)	0	0%
Total	0	0%

**34.** (7.1) Has CHAP been important in your care for diabetes? (one answer)

Yes	0	0%
Somewhat	0	0%
No	0	0%
Total	0	0%

**35.** (7.2) How good a job are you honestly doing with all that you are supposed to do as part of your diabetes treatment and testing (one answer)

Very well	0	0%
Moderately well	0	0%
Not very well	0	0%
There really isn't anything that I have to do	0	0%
Total	0	0%

**36.** (7.3) Over the past month, how have you blood sugars been running? (one answer)

Always below 150 or in the "normal range" for you	0	0%
Frequently higher than what it's supposed to be	0	0%
Occasionally higher than it's supposed to	0	0%
I haven't been checking like I'm supposed to	0	0%
I'm not required to check my blood sugars	0	0%
Total	0	0%

**37.** (8) Do you have a problem with high blood pressure? (one answer)

Yes (go on to question	0	0%
------------------------	---	----

8.1)			
No (go on to question 9)		0	0%
	Total	0	0%

**38.** (8.1) Has CHAP been important in you care for high blood pressure? (one answer)

Yes		0	0%
Somewhat		0	0%
No		0	0%
	Total	0	0%

**39.** (8.2) How good a job are you honestly doing with all that you are supposed to do as part of your blood pressure treatment? (one answer)

Very well		0	0%
Moderately well		0	0%
Not very well		0	0%
There really isn't anything that I have to do		0	0%
	Total	0	0%

**40.** (8.3) Over the past 6 months, how have your blood pressure reading been? (one answer)

Never greater than 130 / 80		0	0%
Sometimes higher than 130 / 80		0	0%
Usually greater than 130 / 80		0	0%
I don't get blood pressure checks very often		0	0%
	Total	0	0%

**41.** (9) Do you have problems with depression? (one answer)

Yes (go on to question 9.1)		0	0%
No (go on to question 10)		0	0%
	Total	0	0%

**42.** (9.1) Has CHAP been important in your care for depression? (one answer)

Yes		0	0%
-----	--	---	----

Somewhat		0	0%
No		0	0%
Total		0	0%

**43.** (9.2) How good a job are you honestly doing with all that you are supposed to do as part of your depression treatment? (one answer)

Very well		0	0%
Moderately well		0	0%
Not very well		0	0%
There really isn't anything that I have to do		0	0%
Total		0	0%

**44.** (9.3) Over the past 2 weeks, how often have you felt down, depressed, or hopeless (one answer)

Not at all		0	0%
Several days		0	0%
More than half of the days		0	0%
Nearly every day		0	0%
Total		0	0%

**45.** (10) Do you have major bone and joint problems? (one answer)

Yes (go on to question 10.1)		0	0%
No (go on to question 11)		0	0%
Total		0	0%

**46.** (10.1) Has CHAP been important in your care for this bone and joint problem? (one answer)

Yes		0	0%
Somewhat		0	0%
No		0	0%
Total		0	0%

**47.** (10.2) How good a job are you honestly doing with all that you are supposed to do as part of your treatment for these problems? (one answer)

Very well		0	0%
Moderately well		0	0%
Not very well		0	0%

There really isn't anything that I have to do		0	0%
Total		0	0%

**48.** (11) Do you have problems with obesity or being significantly overweight? (one answer)

Yes (go on to question 11.1)		0	0%
No (go on to question 12)		0	0%
Total		0	0%

**49.** (11.1) Has CHAP been important in your care for your weight problem? (one answer)

Yes		0	0%
Somewhat		0	0%
No		0	0%
Total		0	0%

**50.** (11.2) How good a job are you honestly doing with all that you are supposed to do as part of your treatment for your weight? (one answer)

Very well		0	0%
Moderately well		0	0%
Not very well		0	0%
There really isn't anything that I have to do		0	0%
Total		0	0%

**51.** (12) What other services related to your health do you need, that you cannot get and that are not offered by CHAP? (check any and all that apply)

Vision / eye care		0	0%
Dental services		0	0%
Transportation		0	0%
Counseling / Mental Health services		0	0%
Medications		0	0%
Food		0	0%
Other (please specify)		0	0%

